



PUBLIC FINANCE AND PUBLIC DEBT REPORT, JANUARY 2009

The public finance and public debt preliminary results as of January 2009 were released today.

The main results for January are the following:

- The public sector posted a Ps. 19.0 billion deficit. This figure is consistent with the approved public deficit and with the target of a balanced budget for 2009 excluding **PEMEX's physical investment. If PEMEX's investment is excluded and** the share of expected revenues from the oil hedge at current valuation corresponding to January is included, the public balance registered a Ps. 9.8 billion surplus in January.
- Budgetary revenues decreased 9.9 percent in real annual terms with respect to the same period of last year, due mainly to lower revenues from oil related activities and non-oil tax revenues, which decreased 26.0 and 4.8 percent in real annual terms, respectively. By adjusting oil revenues with the corresponding revenues from the oil hedge for January, a real decrease by 4.4 percent in budgetary revenues would be observed. Taking into account the revenue from the hedge, total revenues were consistent with the program for the month.
- Programmable expenditures increased 16.7 percent in real annual terms with respect to the same period of the previous year. Worth noting is the increase in the ministries' expenditures of the Federal Government by 25.0 percent, mainly due to the dynamism in expenditures channeled to investment, communications and transport, tourism, health, education, environment and regional development, as well as for social development, public security and social security programs.
- Federalized expenditures increased 3.3 percent in real annual terms with respect to January of 2008. Worth noting is the increase in wage and economic provisions and decentralization and reallocation agreements by 11.0 percent.
- **The public sector's net domestic debt** decreased by Ps. 0.9 billion while its net external debt increased by US\$ 1.2 billion, both with respect to December of 2008.

Evolution of the Public Finances during January

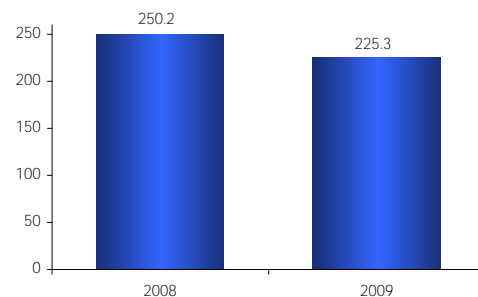
In January 2009, the public sector's balance posted a deficit of Ps. 19.0 billion and the primary balance posted a Ps. 3.1 billion surplus. If PEMEX's investment in 2009 is excluded and the corresponding revenues for January from the oil hedge, that will materialize in November, are considered, the public balance registers a Ps. 9.8 billion surplus in January. These figures are in line with the public deficit approved for 2009 and with the target of a balanced budget for the year excluding PEMEX's physical investment, in accordance with Article 17 of the Federal Budget and Fiscal Responsibility's Law.¹

Public Sector Budgetary Revenues during January

The public sector's budgetary revenues were Ps. 225.3 billion, amount which is 9.9 percent lower in real terms than the one registered during the same period of the previous year. If revenues from the oil hedge for January, that will be observed in November, are included, budgetary revenues would be Ps. 239.1 billion, amount 4.4 percent lower in real terms with respect to the same period of last year. Taking into

account the revenues from the oil hedge, total revenues were consistent with the program for the month. The evolution of the main components of budgetary revenues is the following:

BUDGETARY REVENUES, JANUARY
(Billion pesos of 2009)



- Non-oil tax revenues were Ps. 124.9 billion, 4.8 percent lower in real terms than those observed during January of the previous year. Income tax collection, which includes the Unique Rate Corporate Tax, increased 0.6 percent in real terms, while Import, VAT and Excise taxes collection posted decreases of 22.5, 17.2 and 14.2 percent, respectively, due to a lower dynamism of economic activity in the last months of 2008, which is partially offset by the revenues from the Collection of the Tax on Cash Deposits of Ps. 4.1 billion.²
- Oil related revenues (which include PEMEX's own revenues, royalties and fees, excise tax collection on gasoline and diesel, and the tax on oil returns) totaled Ps. 55.7 billion, amount that is 26.0 percent lower in real terms than those registered in the same period of 2008. This result is explained by the lower price

¹ In compliance with the Transitory Article Fourth of the Decree to addition and reform various provisions of the Federal Budget and Fiscal Responsibility Law and the Article 1 of the Federation's Revenues Law for 2009, the liabilities of long term productive infrastructure projects (PIDIREGAS) were converted, in an exceptional manner, into PEMEX's direct public debt with flows by Ps. 898.6 billion. In addition, PEMEX's payable accounts with financial vehicles were registered and settled by Ps. 49.2 billion and a portion of the liabilities were amortized by Ps. 336.4 billion. The information presented in this report excludes the effect of this conversion because it is a one time operation that recognizes preexistent liabilities that were incorporated in the Historical Balance of the Public Sector's Financial Requirements and their inclusion would complicate the evaluation of public finance results throughout the year.

² Includes revenues compensated with other contributions, particularly with Income tax collection.

of Mexican oil exports by 59.0 percent (33.3 dpb compared with 81.2 dpb observed in the same period of last year), and the decline in the oil production and export platform of 7.3 and 11.3 percent, respectively. This was partially offset by the exchange rate depreciation of 16.0 percent with respect to the same period of the previous year. In case the decline in oil revenues is offset by the revenues from the oil hedge corresponding to January of Ps. 13.8 billion, a decrease of 7.7 percent in real terms is recorded.

- Revenues of public entities under direct budgetary control other than PEMEX totaled Ps. 35.8 billion, which represents an increase of 1.6 percent with respect to those registered in the same period of the previous year.
- Non-tax non-oil revenues were Ps. 8.9 billion, amount that is 5.1 percent higher in real terms than that observed in the same period of the previous year.

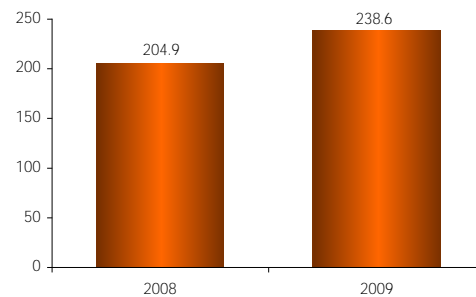
Net Budgetary Public Sector Expenditures during January

During the first month of the year, the net budgetary expenditures of the public sector totaled Ps. 238.6 billion, amount that is 16.4 percent higher in real terms than the one observed in the same period of 2008.

Paid programmable expenditures totaled Ps. 173.5 billion, which is 16.7 percent higher in real terms than the one observed in the same period of the previous year. Worth noting is the increase in the **ministries' expenditures** of the Federal Government by 25.0 percent. The higher expenditures were channeled to social development programs such as education, health, urbanization, housing and regional

development, to activities of public and national security, rural development, investment, and expenditures channeled to IMSS and the Ministries of Communication and Transports and Tourism.

BUDGETARY NET EXPENDITURES, JANUARY
(Billion pesos of 2009)



Federalized expenditures, which include shared revenues allocated to Federal Entities and Municipalities, as well as resources transferred to these entities through wage and economic provisions, decentralization agreements and reallocations increased 3.3 percent in real terms. Shared revenues registered a 8.1 percent decrease in real terms, due to a lower collection of Federal shareable revenues while the rest of the resources distributed to Federal Entities and Municipalities increased 11.0 percent in real annual terms.

The Public Sector's financial cost was Ps. 17.3 billion, amount that is 8.5 percent lower in real terms than the one registered in the same period of last year.

Balance of the Public Debt to January

At the end of January, the Federal Government's net domestic debt was Ps. 2,354.6 billion, amount that is Ps. 21.8



billion higher than the amount observed at the end of 2008. The change in the stock is explained by net indebtedness of Ps. 13.3 billion, upward adjustments to the inflation indexed debt by Ps. 4.3 billion and a decrease **in the Federal Government's** financial assets by Ps. 4.2 billion.

The stock of the Federal Government's net external debt in January was US\$ 38.3 billion, amount US\$ 0.6 billion higher than the one observed on December 31, 2008. This result is explained by a net amortization of US\$ 1.4 billion, downward accounting adjustments by US\$ 0.5 billion, and a decrease in financial assets in foreign currency of US\$ 2.5 billion.

The net domestic debt of the Federal Public Sector (**Federal Government, PEDBC's and development banks**) at the end of January was Ps. 2,267.6 billion, amount Ps. 0.9 billion lower than the stock at the end of 2008, without considering the conversion of Pidiregas liabilities by PEMEX. This is due to net domestic borrowing of Ps. 17.3 billion, downward accounting adjustments by Ps. 10.6 billion and an increase in the Public Sector's financial assets by Ps. 7.6 billion.

The Federal Public Sector's net external debt stood at US\$ 25.6 billion, amount that is higher than that observed in December 2008 by US\$ 1.2 billion. This is due to net external amortizations by US\$ 0.3 billion – which does not include the conversions of Pidiregas liabilities into **PEMEX's direct public debt** –, as well as downward accounting adjustments by US\$ 5.6 billion and a decrease in foreign financial assets by US\$ 7.2 billion.

More details on Public Finance and Public Debt statistics can be obtained in the Ministry of Finance's **web page** at:

www.apartados.hacienda.gob.mx/clon_estadisticas/index.html

ANNEX 1

PUBLIC SECTOR OVERALL BALANCE (Million pesos)

Concept	January				Real. % Growth		January			
	2008 ^{p_/}		2009 ^{p_/}		Without adjust.	With adjust.	2008 ^{p_/}		2009 ^{p_/}	
	Without adjustments	With adjust. ^{1_/}	Without adjustments	With adjust. ^{1_/}			Without adjust.	With adjust.	Without adjust.	With adjust.
PUBLIC BALANCE^{2_/}	37,762.5	40,157.3	-19,026.4	9,751.4	n.s.	-77.2				
Budgetary Balance	42,644.9	45,039.6	-13,228.3	15,549.5	n.s.	-67.5				
Budgetary Revenues	235,401.0	235,401.0	225,336.8	239,103.2	-9.9	-4.4	100.0	100.0	100.0	100.0
Oil Related	70,770.0	70,770.0	55,677.8	69,444.2	-26.0	-7.7	30.1	30.1	24.7	29.0
Federal Government	47,892.1	47,892.1	25,596.9	39,363.3	-49.7	-22.7	20.3	20.3	11.4	16.5
PEMEX	22,877.9	22,877.9	30,080.9	30,080.9	23.7	23.7	9.7	9.7	13.3	12.6
Non-oil related	164,631.1	164,631.1	169,658.9	169,658.9	-3.0	-3.0	69.9	69.9	75.3	71.0
Federal Government	131,445.7	131,445.7	133,818.7	133,818.7	-4.2	-4.2	55.8	55.8	59.4	56.0
Tax	123,460.7	123,460.7	124,902.4	124,902.4	-4.8	-4.8	52.4	52.4	55.4	52.2
Non-tax	7,985.0	7,985.0	8,916.3	8,916.3	5.1	5.1	3.4	3.4	4.0	3.7
PEDBC	33,185.4	33,185.4	35,840.2	35,840.2	1.6	1.6	14.1	14.1	15.9	15.0
Net Budgetary Expenditures	192,756.1	190,361.4	238,565.0	223,553.7	16.4	10.5	100.0	100.0	100.0	100.0
Programmable	139,917.4	137,522.6	173,508.9	158,497.6	16.7	8.4	72.6	72.2	72.7	70.9
Non programmable	52,838.8	52,838.8	65,056.1	65,056.1	15.8	15.8	27.4	27.8	27.3	29.1
PEIBC	-4,882.4	-4,882.4	-5,798.1	-5,798.1	n.s.	n.s.				
Primary Balance	62,110.7	62,110.7	3,056.2	3,056.2	-95.4	-95.4				

Note: Figures may not add up due to rounding.

p_/ Preliminary Figures

n.s. no significant

1_/ In 2008 and 2009, PEMEX's physical investment is excluded and in 2009 it considers the corresponding share for January of expected revenues from the oil hedge that will materialize in November.

2_/ In compliance with the Transitory Article Fourth of the Decree to addition and reform various provisions of the Federal Budget and Fiscal Responsibility Law and the Article 1 of the Federation's Revenues Law for 2009, the liabilities of long term productive infrastructure projects (PIDIREGAS) were converted, in an exceptional manner, into PEMEX's direct public debt with liabilities by Ps. 898.64 billion. In addition, PEMEX's payable accounts with financial vehicles were registered and settled by Ps. 49.2 billion and a portion of the liabilities were amortized by Ps. 336.4 billion. The information presented excludes the effect of this conversion because it is a one time operation that recognizes preexistent liabilities that were incorporated in the Historical Balance of the Public Sector's Financial Requirements and their inclusion would complicate the evaluation of public finance results throughout the year.

Source: Ministry of Finance and Public Credit

**PUBLIC SECTOR REVENUES
(Million pesos)**

Concept	January			Real. % Growth		Composition %		
	2008 ^{p./}	2009 ^{p./}		Without adjust.	With adjust.	2008 ^{p./}	2009 ^{p./}	
		Without adjustments	With adjust. ^{1./}				Without adjust.	With adjust.
Budgetary Revenues(I+II)	235,401.0	225,336.8	239,103.2	-9.9	-4.4	100.0	100.0	100.0
I. Oil Related (a+b)	70,770.0	55,677.8	69,444.2	-26.0	-7.7	30.1	24.7	29.0
a) PEMEX	22,877.9	30,080.9	30,080.9	23.7	23.7	9.7	13.3	12.6
b) Federal Government	47,892.1	25,596.9	39,363.3	-49.7	-22.7	20.3	11.4	16.5
Rights and royalties	54,657.3	27,142.2	40,908.6	-53.3	-29.6	23.2	12.0	17.1
Excise taxes ^{2./}	-7,169.2	-2,006.3	-2,006.3	n.s.	n.s.	-3.0	-0.9	-0.8
Tax on Downstream Returns	404.1	461.0	461.0	7.4	7.4	0.2	0.2	0.2
II. Non-oil related (c+d)	164,631.1	169,658.9	169,658.9	-3.0	-3.0	69.9	75.3	71.0
c) Federal Government	131,445.7	133,818.7	133,818.7	-4.2	-4.2	55.8	59.4	56.0
Tax	123,460.7	124,902.4	124,902.4	-4.8	-4.8	52.4	55.4	52.2
Income Tax and IETU	58,949.7	63,009.9	63,009.9	0.6	0.6	25.0	28.0	26.4
Income Tax	57,603.2	59,173.2	59,173.2	-3.3	-3.3	24.5	26.3	24.7
IMPAC	1,346.5	-16.5	-16.5	n.s.	n.s.	0.6	0.0	0.0
IETU (Unique Rate Corporate Tax)	0.0	3,853.2	3,853.2	n.a.	n.a.	0.0	1.7	1.6
VAT	51,937.8	45,699.1	45,699.1	-17.2	-17.2	22.1	20.3	19.1
Excise taxes	5,233.2	4,771.1	4,771.1	-14.2	-14.2	2.2	2.1	2.0
Import taxes	3,091.0	2,547.5	2,547.5	-22.5	-22.5	1.3	1.1	1.1
IDE (Tax on Cash Deposits) ^{3./}	0.0	4,093.4	4,093.4	n.a.	n.a.	0.0	1.8	1.7
Others ^{4./}	4,248.9	4,781.3	4,781.3	5.9	5.9	1.8	2.1	2.0
Non-tax	7,985.0	8,916.3	8,916.3	5.1	5.1	3.4	4.0	3.7
Rights	4,338.4	5,193.7	5,193.7	12.6	12.6	1.8	2.3	2.2
Fees	3,127.1	3,198.4	3,198.4	-3.8	-3.8	1.3	1.4	1.3
Others	519.4	524.2	524.2	-5.0	-5.0	0.2	0.2	0.2
d) PEDBC ^{5./}	33,185.4	35,840.2	35,840.2	1.6	1.6	14.1	15.9	15.0
Memorandum items:								
Total tax related	116,695.5	123,357.1	123,357.1	-0.5	-0.5	49.6	54.7	51.6
Total non-tax related	118,705.5	101,979.7	115,746.1	-19.2	-8.3	50.4	45.3	48.4

Note: Figures may not add up due to rounding.

p./ Preliminary Figures

n.s no significant, n.a. does not apply

1./ In 2009 it considers the corresponding share for January of expected revenues from the oil hedge that will materialize in November.

2./ The negative signs imply that compensations were greater than receipts.

3./ It does not discount payments made by taxpayers that were retained by financial institutions. These accreditations are discounted, especially from the Income Tax.

4./ Includes new vehicle, vehicle ownership, exports, those which do not belong to these concepts and accessory taxes.

5./ Excludes Federal Government transfers to the ISSSTE.

Source: Ministry of Finance and Public Credit



**PUBLIC SECTOR EXPENDITURES
(Million pesos)**

Concept	January		Real % Var.	Composition %	
	2008 ^{p_}	2009 ^{p_}		2008 ^{p_}	2009 ^{p_}
TOTAL (I+II)	192,756.1	238,565.0	16.4	100.0	100.0
I. Primary Expenditures (a+b)	174,940.9	221,232.3	19.0	90.8	92.7
a) Programmable	139,917.4	173,508.9	16.7	72.6	72.7
b) Non- programmable	35,023.5	47,723.4	28.2	18.2	20.0
II. Financing Costs ^{1_}	17,815.2	17,332.7	-8.5	9.2	7.3

Note: Figures may not add up due to rounding

p_ / Preliminary Figures

1_ / Includes interests, commissions and other public debt expenditures associated to debtor support programs, as well as expenditures to support savers and bank debtors.

Source: Ministry of Finance and Public Credit

FEDERAL GOVERNMENT DOMESTIC DEBT, JANUARY*_/ (Million pesos)

Concept	Outstanding as of December 2008 ^{p_/}	Indebtedness			Adjustments ^{1_/}	Outstanding as of January 2009 ^{p_/}
		Originations	Amort.	Net		
I. Net Debt (III-II)	2,332,748.5					2,354,565.8
II. Assets ^{2/}	68,579.7					64,412.5
III. Gross Domestic debt stock	2,401,328.2	158,061.3	144,764.1	13,297.2	4,352.9	2,418,978.3
Government Securities	2,021,214.9	143,162.2	90,883.0	52,279.2	2,032.4	2,075,526.5
Cetes	357,064.7	103,709.7	76,483.0	27,226.7	0.0	384,291.4
Bondes	58,000.0	0.0	14,400.0	-14,400.0	0.0	43,600.0
Bondes D	185,576.1	6,413.5	0.0	6,413.5	0.0	191,989.6
Fixed Rate Bonds	1,085,645.0	22,078.6	0.0	22,078.6	0.0	1,107,723.6
Udibonos	334,929.1	10,960.4	0.0	10,960.4	2,032.4	347,921.9
<i>Udibonos udi's</i>	<i>80,043.9</i>	<i>2,609.8</i>	<i>0.0</i>	<i>2,609.8</i>	<i>0.0</i>	<i>82,653.7</i>
S.A.R.	79,050.4	14,741.5	10,920.9	3,820.6	923.9	83,794.9
Siefors (pesos)	148.4	0.3	37.1	-36.8	0.8	112.4
<i>Siefors udi's</i>	<i>35.5</i>	<i>0.1</i>	<i>8.8</i>	<i>-8.7</i>	<i>0.0</i>	<i>26.8</i>
Obligations from ISSSTE Law	270,534.0	58.4	42,884.7	-42,826.3	1,249.1	228,956.8
Others	30,380.5	98.9	38.4	60.5	146.7	30,587.7

Note: Figures may not add up due to rounding.

*_/ Figures subject to revisions and methodological changes.

p_/ Preliminary Figures

1_/ Refers to adjustment for inflation. For Fixed Rate Bonds it refers to the adjustment due to debt exchanges and for Bondes purchase. Udibonos includes a 241.4 million pesos adjustment due to debt exchanges.

2_/ Represents the balance, denominated in pesos, of the General Account of the Federal Treasury and deposits in the national banking system.

Source: Ministry of Finance and Public Credit

FEDERAL GOVERNMENT EXTERNAL DEBT, JANUARY*_//
(Million Dollars)

Concept	Outstanding as of December 2008 ^{p_/_}	Indebtedness			Adjustments	Outstanding as of January 2009 ^{p_/_}
		Originations	Amort.	Net		
I. Net Debt (III-II)	37,705.6					38,265.6
II. Assets ^{1_/_}	4,028.0					1,512.0
III. Gross Debt	41,733.6	104.9	1,553.6	-1,448.7	-507.3	39,777.6
Public Bonds	33,248.6	0.0	1,500.0	-1,500.0	-502.1	31,246.5
IFI's	8,216.7	104.9	52.8	52.1	5.2	8,274.0
Bilateral	191.8	0.0	0.8	-0.8	-10.4	180.6
Restructured	76.5	0.0	0.0	0.0	0.0	76.5

Note: Figures may not add up due to rounding.

*_/ Figures subject to revisions.

p_/_ Preliminary figures.

1_/_ Considers the US Dollar denominated balance of the Federal Treasury's General Account and other assets in foreign currency.

Source: Ministry of Finance and Public Credit

PUBLIC SECTOR DOMESTIC DEBT, JANUARY *_/
(Million Pesos)

Concept	Outstanding as of December 2008 ^{p_/_}	Indebtedness			Adjustments	Outstanding as of January 2009 ^{p_/_}
		Originations	Amort.	Net		
I. Net Debt (III-II) Without Pidiregas conversion	2,268,498.4					2,267,648.4
I. Net Debt (III-II) With Pidiregas conversion	2,268,498.4					2,386,285.4
II. Assets ^{1/}	230,190.5					213,330.7
III. Gross Debt	2,498,688.9	281,785.7	170,299.5	111,486.2	-10,559.0	2,599,616.1
By Term	2,498,688.9	281,785.7	170,299.5	111,486.2	-10,559.0	2,599,616.1
Long-term	2,202,554.8	181,630.8	93,495.7	88,135.1	-10,590.6	2,280,099.3
Short-term	296,134.1	100,154.9	76,803.8	23,351.1	31.6	319,516.8
By User	2,498,688.9	281,785.7	170,299.5	111,486.2	-10,559.0	2,599,616.1
Federal Government	2,401,328.2	158,061.3	144,764.1	13,297.2	4,352.9	2,418,978.3
Long-term	2,120,051.0	62,192.4	68,273.1	-6,080.7	4,352.9	2,118,323.2
Short-term	281,277.2	95,868.9	76,491.0	19,377.9	0.0	300,655.1
PEDBC's	19,481.0	122,923.0	24,735.4	98,187.6	-15,012.5	102,656.1
Long-term	19,481.0	118,637.0	24,422.6	92,214.4	-15,012.5	98,682.9
Short-term	0.0	4,286.0	312.8	3,973.2	0.0	3,973.2
Development Banks	77,879.7	801.4	800.0	1.4	100.6	77,981.7
Long-term	63,022.8	801.4	800.0	1.4	69.0	63,093.2
Short-term	14,856.9	0.0	0.0	0.0	31.6	14,888.5
By Financing Source	2,498,688.9	281,785.7	170,299.5	111,486.2	-10,559.0	2,599,616.1
Bonds Placed in Domestic Markets	2,090,329.6	250,354.8	115,296.5	135,058.3	2,099.2	2,227,487.1
SAR	79,050.4	14,741.5	10,920.9	3,820.6	923.9	83,794.9
Commercial Banks	8,947.1	12,245.8	809.1	11,436.7	33.8	20,417.6
ISSSTE's Law obligations	270,534.0	58.4	42,884.7	-42,826.3	1,249.1	228,956.8
Others	49,827.8	4,385.2	388.3	3,996.9	-14,865.0	38,959.7

Note: Figures may not add up due to rounding.

*_/ Figures subject to revisions.

p_/_ Preliminary Figures

1_/_ Considers the domestic currency denominated balance of the Federal Treasury's General Account and other held by PEDBC's and Development Banks.

Source: Ministry of Finance and Public Credit

PUBLIC SECTOR EXTERNAL DEBT, JANUARY *_/
(Million Dollars)

Concept	Outstanding as of December 2008 ^{p_/}	Indebtedness			Adjustments	Outstanding as of January 2009 ^{p_/}
		Originations	Amort.	Net		
I. Net Debt (III-II) Without Pidiregas conversion	24,319.4					25,565.3
I. Net Debt (III-II) With Pidiregas conversion	24,319.4					82,678.1
II. Financial Assets in Foreign Currency ^{1/}	32,619.8					2,359.2
III. Gross Debt	56,939.2	59,446.1	25,698.6	33,747.2	-5,649.1	85,037.3
By Term	56,939.2	59,446.1	25,698.6	33,747.2	-5,649.1	85,037.3
Long-term	55,663.9	58,308.0	25,198.3	33,109.7	-5,642.4	83,131.2
Short-term	1,275.3	1,138.1	500.6	637.5	-6.7	1,906.1
By User	56,939.2	59,446.1	25,698.6	33,747.2	-5,649.1	85,037.3
Federal Government	41,733.6	104.9	1,553.6	-1,448.7	-507.3	39,777.6
Long-term	41,733.6	104.9	1,553.6	-1,448.7	-507.3	39,777.6
Short-term	0.0	0.0	0.0	0.0	0.0	0.0
PEDBC's	9,868.1	58,958.4	23,259.1	35,699.3	-5,123.2	40,444.2
Long-term	9,868.1	58,203.1	23,214.1	34,989.0	-5,123.2	39,733.9
Short-term	0.0	755.3	45.0	710.3	0.0	710.3
Development Banks	5,337.5	382.8	886.2	-503.4	-18.6	4,815.5
Long-term	4,062.2	0.0	430.6	-430.6	-11.9	3,619.7
Short-term	1,275.3	382.8	455.6	-72.8	-6.7	1,195.8
By Financing Source	56,939.2	59,446.1	25,698.6	33,747.2	-5,649.1	85,037.3
Public Bonds	34,687.5	43,586.5	28,097.0	15,489.5	-500.2	49,676.8
IFI's	10,672.6	104.9	74.1	30.8	-5.9	10,697.5
Bilateral	3,064.8	9,151.4	206.4	8,945.0	-36.6	11,973.2
Commercial Banks	2,754.4	8,005.8	404.9	7,600.9	253.5	10,608.8
Restructured	76.5	0.0	0.0	0.0	0.0	76.5
Pidiregas	5,683.4	755.3	45.0	710.3	-5,359.9	1,033.8

Note: Figures may not add up due to rounding

*_/ Figures subject to revisions.

p_/ Preliminary Figures.

¹_/_ Considers the US Dollar denominated balance of the Federal Treasury's General Account and other assets in foreign currency and assets from PEDBC's and Development Banks.

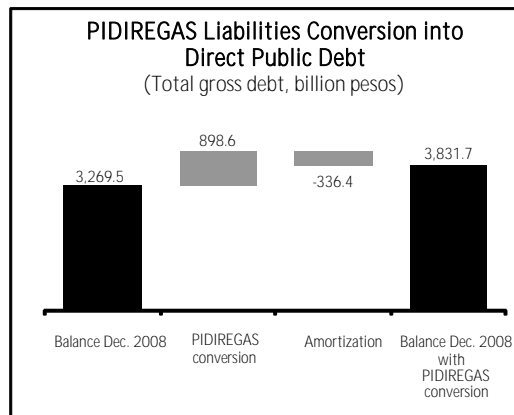
Source: Ministry of Finance and Public Credit

ANNEX 2

Recognition as Direct Public Debt of the Long Term Productive Projects (PIDIREGA) Liabilities

In compliance with the Transitory Article Fourth of the Decree to addition and reform various provisions of the **Federal Budget and Fiscal Responsibility Law** and the **Article 1 of the Federation's Revenues Law for 2009**, the liabilities of long term productive infrastructure projects (PIDIREGAS) were converted, in an exceptional manner, into **PEMEX's direct public debt in accordance to the following:**

- PIDIREGAS liabilities were converted into **PEMEX's direct public debt** by Ps. 898.6 billion,
- Of the Ps. 898.6 billion, Ps. 336.4 billion were amortized in January using PEMEX's financial assets.



Worth noting is that the mentioned financing does not imply an increase in the Historical Balance of the Public Sector's **Borrowing Requirements**, or public debt in its broadest definition, because it is **only the** recognition of a preexistent liability that was registered in memorandum accounts.



Press Release

Mexico City, March 2nd, 2009.

HISTORICAL BALANCE OF THE PUBLIC SECTOR'S BORROWING REQUIREMENTS ^{1/_}

Concept	December - 2008		December - 2008	
	Without Pidiregas conversion (Million Pesos)	With Pidiregas conversion	Without Pidiregas conversion (% of GDP)	With Pidiregas conversion
Total Net Debt of the Public Sector	4,333,123.4	4,333,123.4	35.7	35.7
Domestic	3,222,729.0	3,222,729.0	26.6	26.6
Budgetary	2,088,713.1	2,200,975.7	17.2	18.2
Federal Government	2,332,748.5	2,332,748.5	19.2	19.2
PEDBC's	-244,035.4	-131,772.8	-2.0	-1.1
Non-budgetary	1,134,015.9	1,021,753.3	9.4	8.4
Development banks, funding and trust funds	71,593.3	71,593.3	0.6	0.6
FARAC	144,817.3	144,817.3	1.2	1.2
IPAB's liabilities	731,475.3	731,475.3	6.0	6.0
Pidiregas	140,489.3	28,226.7	1.2	0.2
Support Program for debtors	45,640.7	45,640.7	0.4	0.4
External	1,110,394.4	1,110,394.4	9.2	9.2
Budgetary	279,426.2	1,032,967.6	2.3	8.5
Federal Government	510,469.7	510,469.7	4.2	4.2
PEDBC's	-231,043.5	522,497.9	-1.9	4.3
Non-budgetary	830,968.2	77,426.9	6.9	0.6
Development banks, funding and trust funds	44,681.8	44,681.8	0.4	0.4
Pidiregas	786,286.5	32,745.1	6.5	0.3

Note: Figures may not add up due to rounding

1/_ Preliminary figures subject to revisions.

Source: Ministry of Finance and Public Credit

--- 0 ---